

Buyer's guide

Your guide to collaborative learning

Meet the changing needs of staff and students

A photograph of a classroom scene. In the foreground, the backs of two students' heads are visible as they sit at a wooden desk. The student on the left is wearing a light blue t-shirt and has their right arm raised, pointing upwards. The student on the right is wearing a striped shirt and also has their right arm raised, pointing towards the front of the room. On the desk in front of them are several books, colored pencils, and small containers. In the background, a teacher is standing, holding a book, and pointing towards a large map of Europe on the wall. The map is yellow and blue. The overall atmosphere is bright and collaborative.

EPSON®

Contents

- 3 Why invest in collaborative learning?
- 5 Collaborative learning in action
- 6 Best practices to support collaboration
- 7 10 ways to bring learning to life
- 8 Enhancing learning while improving efficiency
- 11 Developing digital skills for the future
- 12 Connected solutions for a collaborative environment
- 13 Making the selection
- 14 Interactive projectors for education
- 15 Visualisers for education
- 16 Inkjet printers for education
- 17 Scanners for education
- 18 Large format printers for education

Why invest in collaborative learning?

Today's learners – as well as the generations to come – are distinguished by their familiarity with technology as a tool.

From a young age and under the protection of access control, they know that the internet is a world of fascination, that touching a screen is a door to discovery, that they are a few keys away from capturing their creative efforts, and that by exploring different types of content they can determine their passions and preferences.

Whatever their actual understanding of technology before entering the education environment, it's important that these digital natives are prepared for later life and a future career in which technology skills could be invaluable.

Menu





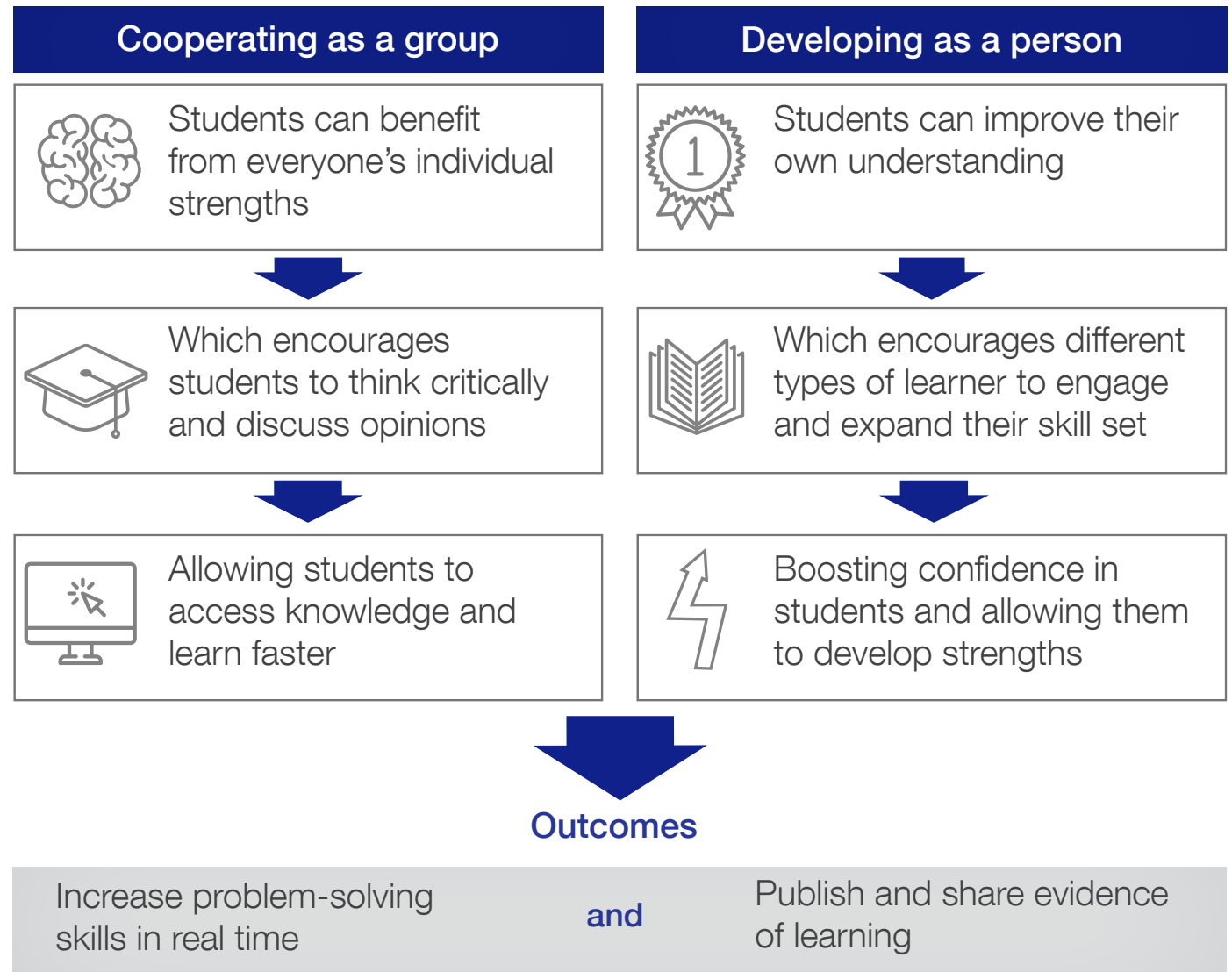
Collaborative learning is the natural next step – not only in terms of making students responsible for one another's learning as well as their own, but by allowing them to do so in a way that's intuitive, through the use of technology.

Defined by group work and characterised by self-discovery, collaborative learning is designed to allow students to get the most out of their time together by developing theories, testing ideas and creating evidence based on their evaluation.

All are practices that can stimulate different kinds of learning within a controlled environment and directly impact learner outcomes. All are fundamental capabilities that will bring tremendous value to children and adults, in education, work and life.

Collaborative learning in action

How students can benefit from working together to solve problems or complete tasks.



Best practices to support collaboration

Menu

Stimulate different kinds of learning



Engage each and every student, however they learn best.

Auditory.

Visual.

Kinetic.

Creative freedom.

Physical interaction.

Support continuous learning



Create synergy between groups, locations and devices.

Content sharing from mobile devices.

Always-on internet access.

Connected technologies.

Bring Your Own Device (BYOD).

Moderator control.

Measure learner outcomes



Ensure students can demonstrate independent and group thinking.

Defined objectives.

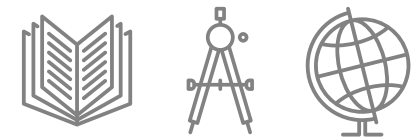
Annotated textual and visual evidence.

Saving and sharing discussion points.

Publishing learning on blogs.

Producing regular evaluations.

Add value through multiple use



Understand the broader potential of any IT investment.

Multi-purpose solutions.

Increased efficiency for teachers.

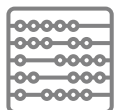
Optimising resources across subjects.

Improved digital and life skills.

Less need for outsourcing.

10 ways to bring learning to life

Menu



Hands-on problem solving

Allow students to interact with content and make digital notes using pens or fingers.



Touch technology

Exploring the world through touch is naturally engaging for students – and instinctively easy for teachers to adopt.



Multi-sensory experience

Engage students in a variety of ways to build confidence and enable them to work more naturally.



Blended learning

Combine online and class-based education to give students time to study alone and evaluate as a group.



Inspiring creativity

Give students the freedom to use their imaginations and approach challenges from different perspectives.



Lively presentations

Offer another point of view with innovative tools that encourage discovery, evaluation and discussion.



Digital development

Equip learners with essential skills across a variety of devices in different subjects.



Captivating colour

Improve readership, learning and comprehension through light, colour and intense detail.



Continuous learning

Give students the freedom to switch between devices and locations to achieve their group objectives.



Project focus

Increase students' motivation and sense of achievement with exciting challenges that require research and consideration.

Enhancing learning while improving efficiency

How do we retain student focus during group work?

Try creating experiences that play to the strengths of each student, and allow them to learn from one other. By putting students into small groups, you can bring different skills and learning types together while the teacher acts as moderator. Tasks will ideally have a set of milestones, so students can receive feedback at each stage to help the teacher understand 1:1 learning requirements.



Q How do we retain student focus during group work?

A Try creating experiences that play to the strengths of each student, and allow them to learn from one other. By putting students into small groups, you can bring different skills and learning types together while the teacher acts as moderator. Tasks will ideally have a set of milestones, so students can receive feedback at each stage to help the teacher understand 1:1 learning requirements.

Q Will we need to provide technical support on demand?

A As collaborative learning is enhanced by technology that can be used intuitively by students and teachers, it shouldn't require a great deal of ongoing support. Look out for reliable solutions that work well together, integrate seamlessly with your existing technology, and are easy to maintain and manage.

Q Does technology apply to multiple user scenarios?

A Collaborative learning solutions are essentially innovative technologies – it's the creative application that makes them ideal for group projects. Consider solutions that address different learning types, such as visual and tactile, and that work with existing or planned equipment, so they can be fully utilised across subjects.

Q How does technology directly contribute to learner outcomes?

A The value of technology is directly linked to best practice and creative usage. If applied fully, collaborative learning solutions allow for direct feedback and can have a significant impact on engagement, attendance and effectiveness. Groups are also said to attain a higher level of thinking and retain information for longer than students working individually.

Q Will teaching staff require guidance on new technology?

A Although initial training may be required to ensure teachers are comfortable with technology and understand its broader potential, they should then be free to focus on teaching and moderating workgroups. Solutions can be simple and intuitive to use, yet highly effective – allowing teachers to highlight critical details, offer interactive lessons, and encourage students to use different skills

Q How can I be sure the technology is reliable and easy to manage and use?

A Look for proven solutions that have education-specific case studies, and explanations around why this technology is low-maintenance and user-friendly.

Q Should technology allow for continuous learning?

A Remote access will offer more flexibility, particularly if you already support the use of mobile devices. Choosing a Wi-Fi solution that offers secure storage and ensures synchronisation between devices and locations allows students the freedom to complement group learning with individual study, wherever they are.

Q How can we retain control when students are using technology?

A In almost all cases, the teacher will be able to monitor use of collaborative learning solutions as part of the usual structure. Many standard interactive projectors also have a moderator function built in, which allows teachers to stay in control as they facilitate content and information sharing through the projector.

Q How do I make sure I stay within budget?

A Choose value-added solutions that allow you to predict and manage spend over time – so there are no hidden costs further down the line.



Developing digital skills for the future

Q How do we leverage tomorrow's technology in today's learning environment?

A Technology moves so fast that it's difficult to know what's just around the corner or here to stay. However, collaborative learning solutions are undoubtedly part of the solid trend that is social interaction and digital literacy – skills that will not only benefit generations of students in their studies, but in their adulthood and careers.

Q How do we best support students' development in this fast-moving digital era?

A By understanding where the world is heading, rather than keeping up with every new technology. Today's students are tomorrow's employees, so they need to be prepared to work in a way that's not restricted by time and place, to have an online voice and social skills, to think creatively and use technology to support decision-making.

Q Can we ensure students are prepared for a future that's unknown, in terms of technology, careers and adult life?

A Collaborative learning is a means of developing each student's understanding and abilities by allowing them to study with others. This will highlight their individual strengths and passions, which could form the basis of their chosen careers. It will also provide them with invaluable digital, social and problem-solving skills for the future.

Q Can we control a 24/7 learning ecology, while allowing students to benefit from the freedom of it?

A Can we use the technology to help students understand how to stay safe online?

Connected solutions for a collaborative environment

Consider technologies that work together to deliver multiple learning experiences.

Menu



Create engaging lessons

Collaborate using interactive projectors.



See the detail

Enhance the learning experience with visualisers.



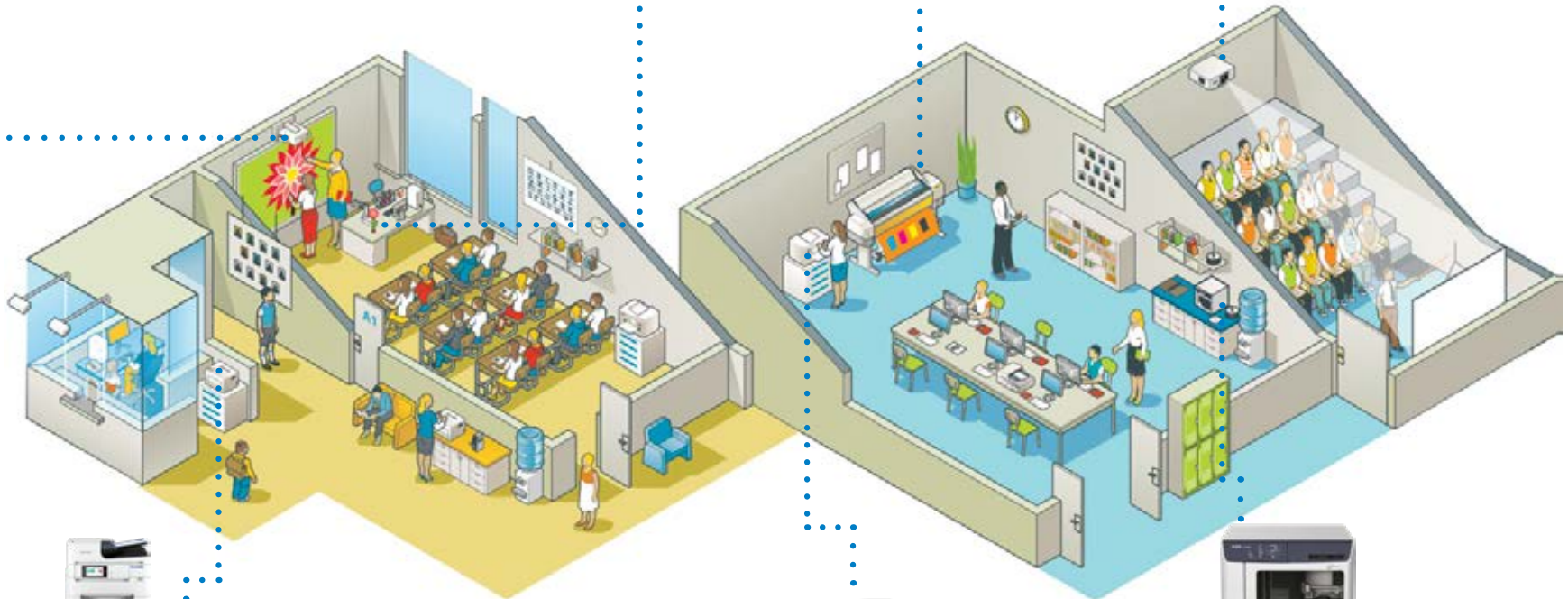
Make professional portfolios

Create professional standard prints for students' portfolios.



Fill the auditorium

Grab your audience's attention with super bright, high-resolution projections.



Print vibrant learning materials

Engage learners and highlight key aspects with vivid colours.



Simply scanning

Scan documents to your preferred storage system.



Produce your own discs

Store large amounts of information quickly and easily.

Making your selection

Epson offers a range of innovative technology solutions tailored to enhance teaching and learning in educational settings. From interactive projectors to reliable printers, Epson's products are designed to foster collaboration, engagement, and creativity in the classroom.

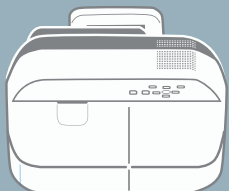
With a focus on sustainability, low total cost of ownership, and ease of use, Epson empowers educators to create dynamic learning environments that meet the needs of today's students while supporting schools' long-term goals.

Menu



Interactive projectors for education

In today's classrooms and collaborative spaces, technology plays a crucial role in enhancing engagement and interaction. Interactive projectors provide a dynamic solution that encourages participation while ensuring ease of use and control – without the need for an interactive whiteboard.



Menu

Engage naturally by using fingers and pens to make digital notes.

Capture attention with vivid colours, bright light, and intense detail.

Enable seamless collaboration by sharing screens and supporting remote study.

Connect groups, locations, and devices to foster teamwork.

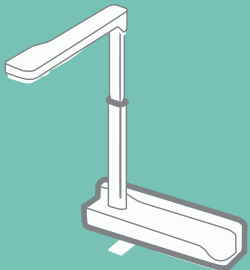
Minimise maintenance efforts while ensuring smooth technology performance.

Encourage student participation by allowing instant content contributions, with moderator functions keeping discussions on track.

With Epson interactive projectors, educators and teams can transform the way they communicate, learn, and collaborate.

Visualisers for education

Bringing lessons to life has never been easier with visualisers. These powerful tools enhance the learning experience by providing close-up views of images, 3D objects, and even living things, making complex concepts more accessible and engaging for students.



Menu

Observe real-time microscopic worlds for deeper scientific exploration.

Record gradual events and create time-lapse videos to capture change over time.

Enhance students' technology skills through interactive learning.

Empower students to take control of their own learning journey.

Provide a fresh perspective on problem-solving by visualising challenges in new ways.

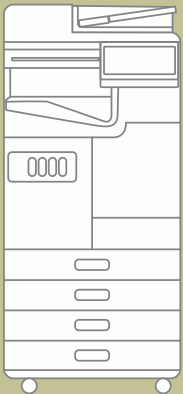
Reduce teacher intervention while maximising meaningful time with students.

With visualisers, educators can transform traditional lessons into immersive, hands-on learning experiences that inspire curiosity and engagement.

Inkjet printers for education

In a fast-paced learning environment, having the right tools can make all the difference.

Inkjet printers offer a versatile and cost-effective solution for schools, creative teams, and businesses, enabling high-quality printing with minimal disruption. Whether for educational projects or professional materials, these printers provide the flexibility to bring ideas to life efficiently.



Menu

Inspire creative thinking during group-based projects.

Develop albums, books, and artwork for students to showcase and keep.

Produce impactful, affordable handouts and stationery in-house.

Integrate seamlessly into your existing IT infrastructure and Epson Solutions Suite.

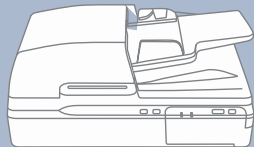
Maximise efficiency by printing up to 86,000 pages without changing the ink (WorkForce Pro RIPS EM-C8191R).

Reduce outsourcing costs and save time with in-house printing.

With Epson inkjet printers, you can enhance creativity, streamline workflow, and reduce operational costs – all while maintaining high-quality results.

Scanners for education

In the classroom and school office, efficiency is key. Scanners help educators and administrators digitise essential paperwork, from student records to exam results, ensuring secure storage and easy access to critical information.



Menu

Enhance organisation by converting physical files into digital formats for seamless record-keeping.

Improve efficiency with fast, high-quality scanning, reducing time spent on paperwork.

Ensure secure storage of sensitive student data, protecting important records.

Reduce paper clutter and support sustainability efforts in schools.

Enable seamless sharing of scanned documents among teachers, students, and staff.

With Epson's reliable scanning solutions, schools can streamline administrative tasks, reduce paperwork, and create a more efficient learning environment.

Large format printers for education

Large format printers offer educational institutions the ability to create professional-quality visuals in-house, providing a platform for showcasing student artwork and creating stunning displays for the classroom or school events.



[Menu](#)

Create professional in-house graphics for school marketing, event promotion, and more.

Showcase student artwork by printing large, high-quality reproductions that celebrate creativity.

Design stunning visuals for educational materials, posters, and classroom displays that enhance learning environments.

With Epson large format printers, schools can foster creativity, enhance visual learning, and reduce the need for outsourcing, all while adding a personal touch to their educational spaces.

Discover the full range of Epson education solutions

Cost-effective, easy to use and made for sharing, Epson products encourage interaction and collaboration.

<https://www.epson.ae/discover/projectors/education-solutions>



Please recycle
responsibly

For further information, please contact your local Epson office or visit www.epson.com/eme

Israel +972 3-575-1833 **Kazakhstan** +7 727 311 10 03 **Kenya** +254 700 760366 **Morocco** + 212 520134040 **Saudi Arabia** +966 1 12303515

South Africa +27 10 109 5320 **Türkiye** +90 7968 2130 **Ukraine** +380 44 290 8151 **United Arab Emirates** +971 4 3068900

Trademarks and registered trademarks are the property of Seiko Epson Corporation or their respective owners.
Product information is subject to change without prior notice.

EPSON®